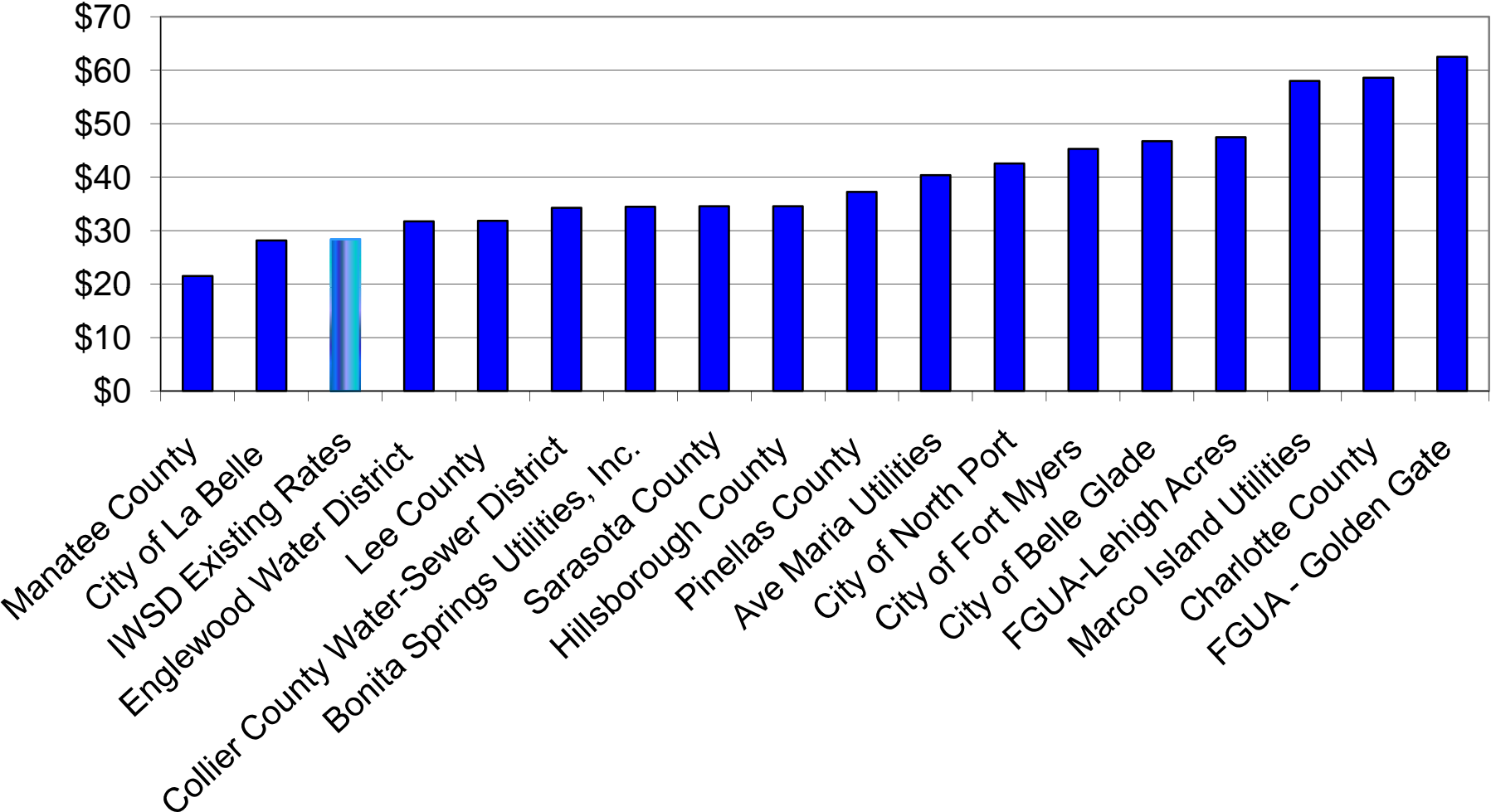


**Immokalee Water and Sewer District
2009 Water & Wastewater Rate Study
Water System**

Comparison of Typical Monthly Residential Bills For Water Service (1)

Line No.	Description	Residential Service for a 5/8" or 3/4" Meter							
		0 Gallons	2,000 Gallons	4,000 Gallons	5,000 Gallons	8,000 Gallons	10,000 Gallons	15,000 Gallons	20,000 Gallons
Immokalee Water and Sewer District									
1	IWSD Rates 01/01/2008	10.61	14.73	18.85	20.91	27.09	31.21	45.71	60.21
2	IWSD Rates 01/01/2009	11.14	15.46	19.75	21.91	28.39	32.71	47.96	63.21
<u>Other Florida Utilities:</u>									
3	City of Belle Glade	\$26.56	\$26.56	\$33.28	\$36.64	\$46.72	\$53.44	\$70.24	\$87.04
4	Bonita Springs Utilities, Inc.	7.92	15.06	22.20	25.77	34.45	43.13	67.11	90.27
5	Charlotte County	17.57	26.55	35.53	40.02	58.59	70.97	113.27	165.07
6	Collier County Water-Sewer District	16.03	20.59	25.15	27.40	34.24	38.80	55.90	73.00
7	Englewood Water District	15.02	18.88	22.74	24.67	31.74	42.02	74.56	127.00
8	FGUA - Golden Gate (Collier County)	21.91	31.81	41.71	46.66	62.49	73.37	104.27	135.17
##	City of Fort Myers	7.36	14.58	21.80	25.41	45.27	57.91	97.41	156.66
##	Hillsborough County	7.90	13.70	19.50	22.40	34.55	42.65	68.90	95.15
##	City of La Belle	13.83	17.41	20.99	22.78	28.15	31.73	40.68	49.63
##	Lee County	7.78	13.46	19.14	21.98	31.80	38.78	58.18	70.18
##	Manatee County	7.14	10.52	13.90	15.59	21.50	25.72	36.27	61.37
##	City of Naples	7.05	9.33	11.61	12.75	17.89	21.89	31.89	46.14
##	City of North Port	13.56	19.36	25.16	29.51	42.56	51.26	73.01	94.76
##	Pinellas County	3.00	11.56	20.12	24.40	37.24	45.80	67.20	88.60
##	Sarasota County	13.54	18.18	22.82	25.75	34.54	44.70	80.06	128.72
19	FGUA-Lehigh Acres	11.75	20.35	28.95	33.25	47.45	57.35	84.02	113.69
20	Marco Island Utilities	29.05	36.29	43.53	47.15	58.01	65.25	83.35	101.45
21	Ave Maria Utilities	25.08	28.28	31.48	33.08	40.34	45.18	61.28	85.33
22	Other Florida Utilities' Average	\$14.00	\$19.58	\$25.53	\$28.62	\$39.31	\$47.22	\$70.42	\$98.29

Comparison of Monthly Charges For Water Service
For Residential Customers Using 8,000 Gallons - February 2009

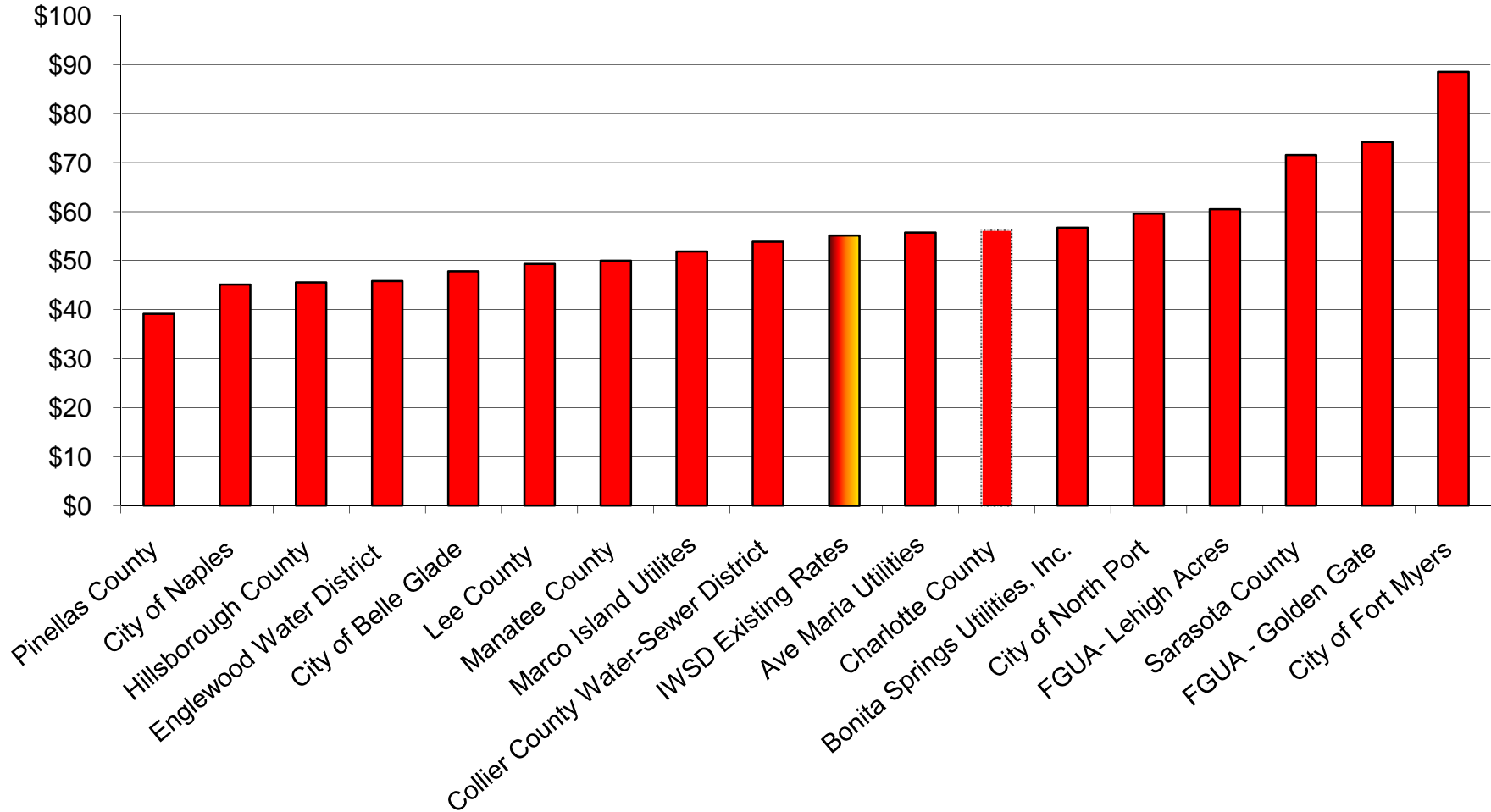


**Immokalee Water and Sewer District
2009 Water & Wastewater Rate Study
Wastewater System**

Comparison of Typical Monthly Residential Bills For Wastewater Service (1)

Line No.	Description	Residential Service for a 5/8" or 3/4" Meter							
		0 Gallons	2,000 Gallons	4,000 Gallons	5,000 Gallons	8,000 Gallons	10,000 Gallons	15,000 Gallons	20,000 Gallons
Immokalee Water and Sewer District									
1	IWSD Rates 01/01/2008	20.29	28.35	36.41	40.44	52.53	60.59	80.74	80.74
2	IWSD Rates 01/01/2009	21.30	29.76	38.22	42.45	55.14	63.60	84.75	84.75
<u>Other Florida Utilities:</u>									
3	City of Belle Glade	\$27.77	\$27.77	\$34.45	\$37.79	\$47.81	\$54.49	\$57.83	\$57.83
4	Bonita Springs Utilities, Inc.	27.81	35.03	42.25	45.86	56.69	63.91	81.96	85.57
5	Charlotte County	26.63	34.05	41.47	45.18	56.31	63.73	63.73	63.73
6	Collier County Water-Sewer District	25.35	32.47	39.59	43.15	53.83	60.95	78.75	78.75
7	Englewood Water District	21.85	27.85	33.85	36.85	45.85	51.85	66.85	81.85
8	FGUA - Golden Gate (Collier County)	28.58	39.98	51.38	57.08	74.18	85.58	114.08	142.58
##	City of Fort Myers	12.44	30.02	47.60	56.39	88.52	109.94	109.94	109.94
##	Hillsborough County	12.75	20.95	29.15	33.25	45.55	45.55	45.55	45.55
##	City of La Belle	17.50	21.64	25.78	27.85	34.06	34.06	34.06	34.06
##	Lee County	12.57	21.75	30.93	35.52	49.29	53.88	53.88	53.88
##	Manatee County	17.33	25.49	33.65	37.73	49.97	58.13	66.29	66.29
##	City of Naples	16.89	23.95	31.01	34.54	45.13	52.19	52.19	52.19
##	City of North Port	21.74	31.20	40.66	45.39	59.58	69.04	78.50	78.50
##	Pinellas County	10.00	17.24	24.54	28.19	39.14	46.44	64.69	82.94
##	Sarasota County	14.17	28.51	42.85	50.02	71.53	85.87	85.87	85.87
19	FGUA- Lehigh Acres	19.75	33.33	46.91	53.70	60.49	60.49	60.49	60.49
20	Marco Island Utilites	23.69	33.07	42.45	47.14	51.83	51.83	51.83	51.83
21	Ave Maria Utilities	32.06	37.98	43.90	46.86	55.74	61.66	76.46	91.26
22	Other Florida Utilities' Average	\$20.49	\$29.02	\$37.91	\$42.36	\$54.75	\$61.64	\$69.05	\$73.51

Comparison of Monthly Charges For Wastewater Service
 For Residential Customers Using 8,000 Gallons - February 2009

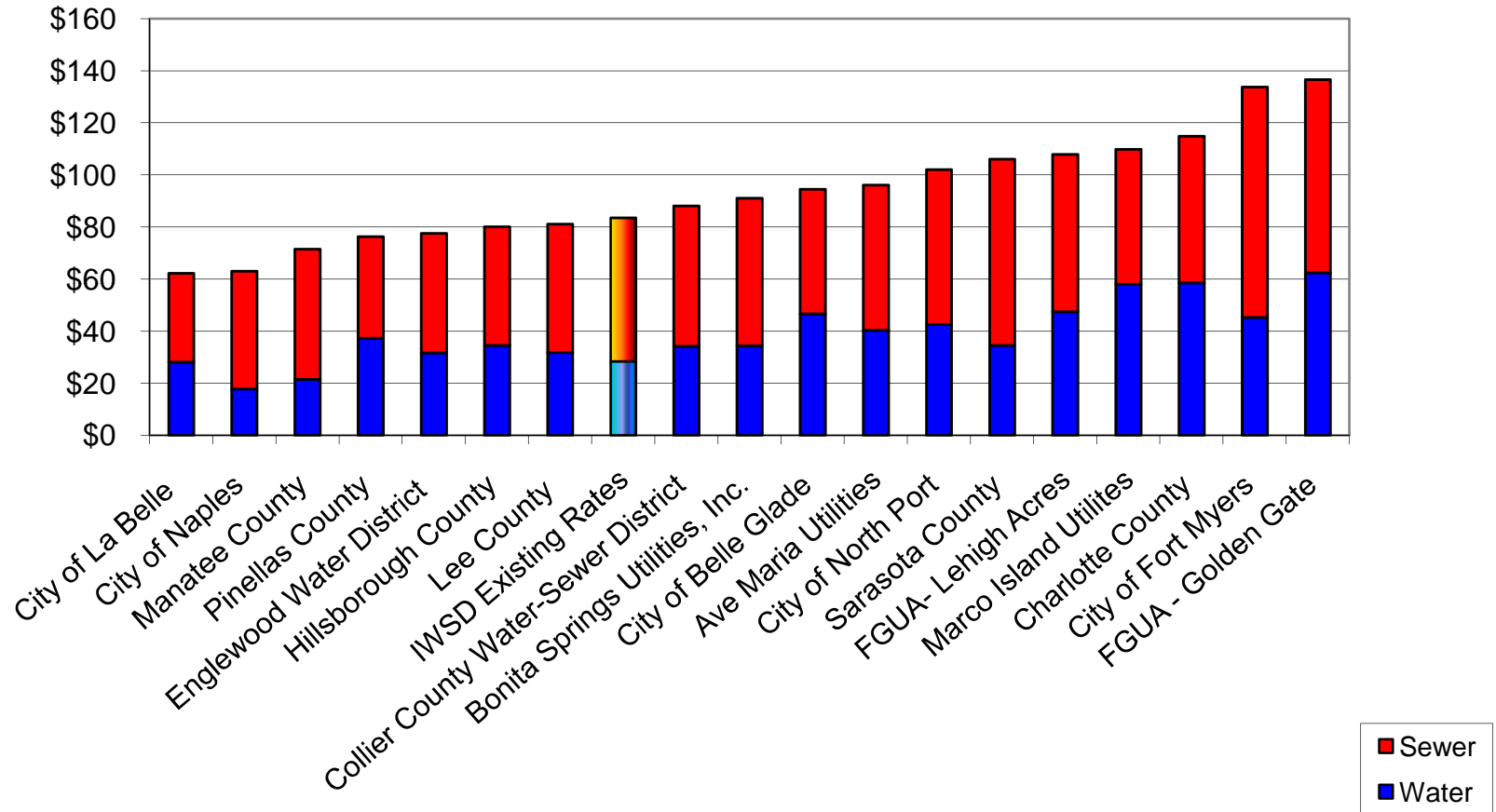


**Immokalee Water and Sewer District
2009 Water & Wastewater Rate Study
Water and Wastewater Systems**

Comparison of Typical Monthly Residential Bills For Combined Water and Wastewater Service (1)

Line No.	Description	Residential Service for a 5/8" or 3/4" Meter							
		0 Gallons	2,000 Gallons	4,000 Gallons	5,000 Gallons	8,000 Gallons	10,000 Gallons	15,000 Gallons	20,000 Gallons
Immokalee Water and Sewer District									
1	IWSD Rates 01/01/2008	30.90	43.08	55.26	61.35	79.62	91.80	126.45	140.95
2	IWSD Rates 01/01/2009	32.44	45.22	57.97	64.36	83.53	96.31	132.71	147.96
<u>Other Florida Utilities:</u>									
3	City of Belle Glade	54.33	\$54.33	\$67.73	\$74.43	\$94.53	\$107.93	\$128.07	\$144.87
4	Bonita Springs Utilities, Inc.	35.73	\$50.09	\$64.45	\$71.63	\$91.14	\$107.04	\$149.07	\$175.84
5	Charlotte County (2)	44.20	\$60.60	\$77.00	\$85.20	\$114.90	\$134.70	\$177.00	\$228.80
6	Collier County Water-Sewer District	41.38	\$53.06	\$64.74	\$70.55	\$88.07	\$99.75	\$134.65	\$151.75
7	Englewood Water District	36.87	\$46.73	\$56.59	\$61.52	\$77.59	\$93.87	\$141.41	\$208.85
8	FGUA - Golden Gate (Collier County)	50.49	\$71.79	\$93.09	\$103.74	\$136.67	\$158.95	\$218.35	\$277.75
##	City of Fort Myers	19.80	\$44.60	\$69.40	\$81.80	\$133.79	\$167.85	\$207.35	\$266.60
##	Hillsborough County	20.65	\$34.65	\$48.65	\$55.65	\$80.10	\$88.20	\$114.45	\$140.70
##	City of La Belle	31.33	\$39.05	\$46.77	\$50.63	\$62.21	\$65.79	\$74.74	\$83.69
##	Lee County	20.35	\$35.21	\$50.07	\$57.50	\$81.09	\$92.66	\$112.06	\$124.06
##	Manatee County	24.47	\$36.01	\$47.55	\$53.32	\$71.47	\$83.85	\$102.56	\$127.66
##	City of Naples	23.94	\$33.28	\$42.62	\$47.29	\$63.02	\$74.08	\$84.08	\$98.33
##	City of North Port	35.30	\$50.56	\$65.82	\$74.90	\$102.14	\$120.30	\$151.51	\$173.26
##	Pinellas County	13.00	\$28.80	\$44.66	\$52.59	\$76.38	\$92.24	\$131.89	\$171.54
##	Sarasota County	27.71	\$46.69	\$65.67	\$75.77	\$106.07	\$130.57	\$165.93	\$214.59
19	FGUA- Lehigh Acres	31.50	\$53.68	\$75.86	\$86.95	\$107.94	117.84	\$144.51	\$174.18
20	Marco Island Utilites	52.74	\$69.36	\$85.98	\$94.29	\$109.84	117.08	\$135.18	\$153.28
21	Ave Maria Utilities	57.14	\$66.26	\$75.38	\$79.94	\$96.08	106.84	\$137.74	\$176.59
22	Other Florida Utilities' Average	\$34.50	\$48.60	\$63.45	\$70.98	\$94.06	\$108.86	\$139.48	\$171.80

February 2009 Comparison of Monthly Charges For Combined Water and Wastewater Service For Residential Customers Using 8,000 Gallons



**Immokalee Water and Sewer District
2009 Rate Study
Water and Wastewater Systems**

Comparison of Typical Monthly Residential Bills For Combined Water and Wastewater Service

Immokalee Water and Sewer District
Utility Rate Comparison - February 2009

Utility	8,000 Gallons		
	Combined	Water	Sewer
City of La Belle	\$62.21	\$28.15	\$34.06
City of Naples	63.02	17.89	45.13
Manatee County	71.47	21.50	49.97
Pinellas County	76.38	37.24	39.14
Englewood Water District	77.59	31.74	45.85
Hillsborough County	80.10	34.55	45.55
Lee County	81.09	31.80	49.29
IWSD Existing Rates	83.53	28.39	55.14
Collier County Water-Sewer District	88.07	34.24	53.83
Bonita Springs Utilities, Inc.	91.14	34.45	56.69
City of Belle Glade	94.53	46.72	47.81
Ave Maria Utilities	96.08	40.34	55.74
City of North Port	102.14	42.56	59.58
Sarasota County	106.07	34.54	71.53
FGUA- Lehigh Acres	107.94	47.45	60.49
Marco Island Utilites	109.84	58.01	51.83
Charlotte County	114.90	58.59	56.31
City of Fort Myers	133.79	45.27	88.52
FGUA - Golden Gate	\$136.67	\$ 62.49	\$ 74.18
Average of Utility Rates (8,000 SF Usage)	\$93.50	\$38.73	\$54.77